

Rollei

Überwachungskamera Mini

Kurzanleitung



www.rollei.com

Security Cam Mini
Quick Start Guide

FRONT OF THE CAMERA



Light Sensor

Lens

Power LED

Microphone

BACK OF THE CAMERA



microSD Slot

Speaker

Reset Button

Power Supply
via USB Port

SET UP OF THE CAMERA

1. To set up the camera, please download the free application "Rollei SafetyCam" from the App Store or the Google Play Store first and install it on your smartphone / tablet (Fig.1). Open the app. In the next step, choose your camera model (Rollei Security Cam Mini) and click on the top right on „Next" (Fig.2).



« Fig. 1

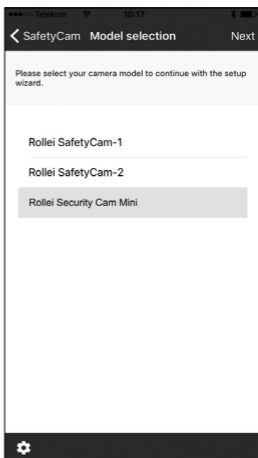


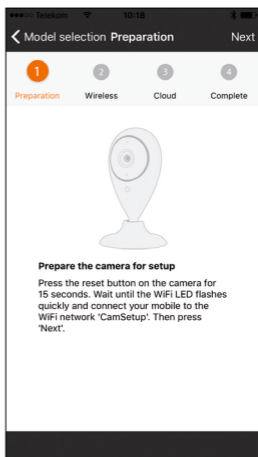
Fig. 2 »

🇬🇧 SET UP OF THE CAMERA

2. Set up the Security Camera Mini first, select the function „Register“ and create a new user account. After registration, the setup Wizard opens (Fig. 3). Follow the instructions of the next 4 steps that appear on your smartphone / tablet:

1. Preparation
2. Wireless
3. Cloud
4. Complete

Fig. 3 »

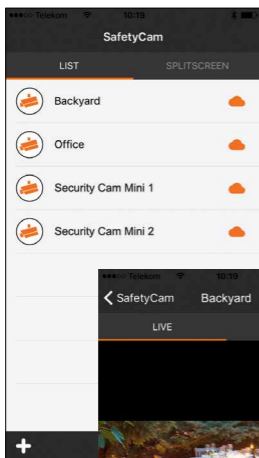


- **Preparation:** Connect the smartphone / tablet via Wi-Fi with the camera network (CamSetup).
- **Wireless:** Enter the data of your home network.
- **Cloud:** Connect the smartphone / tablet again with your home network.
- **Complete:** Wait until the camera setup is completed.

Once these 4 steps have been completed, you have direct access to your Rollei Security Cam Mini. You can access by smartphone / tablet via the app on the camera, or from any computer, by going to the page www.Rollei-Cloud.com.

SET UP OF THE CAMERA

Log in with the user account that you have created during the installation. You get all the installed cameras displayed (Fig. 4) and can individually select up to 4 cameras simultaneously and open these in the split-screen view (Fig. 5), or select a camera individually (Fig. 6).



« Fig. 4

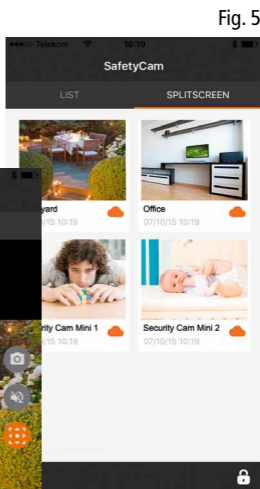
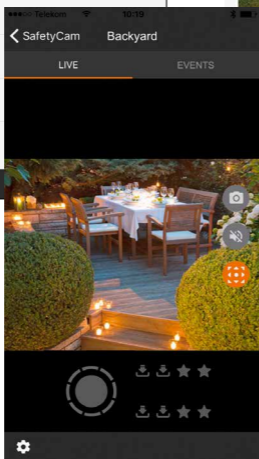


Fig. 5



« Fig. 6

TECHNICAL DATA

Image sensor	1/4" Color CMOS sensor, 1280x720P
Focal-length	F: 2.5 f: 2.8 mm
Min. illumination	0.5 Lux
Lens	Glass lens
Viewing angle	110°
Video	1280x720p (25 fps), 640x480, 320x240
Video format	FLV (H.264)
Supported protocols	HTTP/DHCP/TCP/UDP/FTP/SMTP/ DDNS/UPnP
Supports OS	iOS 7.x or higher, Android 2.3 or higher
WIFI standard	IEEE 802.11 b/g/n
WIFI security	WEP, WPA, WPA2
Dimensions	57 x 67 x 112 mm
Power supply	DC 5V, 2.0 A
Operating temperature	0° – 55° C
Operating humidity	20% – 85% (non-condensing!)
Memory card	microSD cards up to 32GB

POTENTIAL LEGAL INFRINGEMENTS

Observe the following information for using the IP surveillance camera:

Copyright

Generally every person owns his/her own image. According to the copyright law, images may only be published without the consent of the respective person if the person appears only as a person embellishment to a landscape image, or a location as a public place. The answer to the question of whether a person is embellished depends on the individual circumstances. For reasons of legal certainty persons should be informed in all cases in which images are taken with the IP surveillance camera from which persons can be identified (see also section "Duty of notification").

Protection of privacy

Shown images may not infringe the privacy of others. Do not point camera onto the garden or entrance door of your neighbour, even if these locations are visible from your known home or public locations. This does not entitle you to publish respective photos or videos.

Personal determinability

Personal determinability exists, where it can be determined that a certain person was at a certain place at a certain time. The person can also be identified by a personal identifier such as a vehicle registration plate. Personal determinability of persons must be absolutely avoided.



Surveillance cameras at the place of work

Surveillance of workplaces is subject to particular strict regulations. Employers should not use surveillance cameras at the place of work unless potential legal infringements can be fully excluded. Please inform yourself about the applicable laws in your country.

Traffic surveillance cameras

When using surveillance cameras facing traffic, it is recommended to configure the location and view of the camera in such a way that road users are identifiable from any images through a vehicle registration plate. Road users could also be determined from lettering on vehicles.

Duty of notification

Where a personal identification of persons cannot be excluded, a clearly visible notice concerning the surveillance camera must be erected at all accesses to the monitored area. Passers-by must also be informed that by entering the monitored area they give their permission to pictures/videos being taken so that if they do not wish to give their consent they can avoid the picture/video being taken by not accessing the area. The voluntary nature of the declaration must be observed. If the camera trap is located at a point persons have to pass to reach their destination (e.g. entrance of a sight), no consent is deemed to have been given as no voluntary nature applies.

LICENSE INFORMATION

License- and Sourcecode information: The product includes software components, which have been licensed by the rights holders as free software or open source software. You'll find the copyright notes and license texts here: <http://gpl.rollei.com>

You can obtain the source code of these software components on a data carrier from us by sending a request to our customer support department at the address below within three years after sale of the product and for at least as long as we offer support and spare parts for the product:

Rollei Service Germany

Denisstraße 28a, D-67663 Kaiserslautern

(or by e-mail to: service@rollei.com)

Subject: "Source code, Security Cam Mini"

To the extent the product includes proprietary software components, which stem from us and are linked with a library under the GNU Reader or Library General Public License, we allow the reengineering of these proprietary software components for debugging of changes and for making changes for your own use. Passing on changes of proprietary software components, on the other hand, is not permitted.

Liability and warranty information of the rights holders:

"This program comes with ABSOLUTELY NO WARRANTY; for details see Sec. 11 and 12 of the GNU General Public License, Version 2."

"This program comes with ABSOLUTELY NO WARRANTY; for details see Sec. 15 and 16 of the GNU General Public License, Version 3."

"This program comes with ABSOLUTELY NO WARRANTY; for details see Sec. 15 and 16 of the GNU Lesser General Public License, Version 2.1."

CONFORMITY

The Manufacturer hereby declares that the CE marking was applied to the Product Rollei Security Cam Mini in accordance with the basic requirements and other relevant provisions of the following CE Directives:

2011/65/EC RoHs Guideline
2004/108/EC Low Voltage Directive
1999/5/EG R&TTE Guideline



The EC Declaration of Conformity can be requested from the address specified on the Warranty card.

DISPOSAL

Correct disposal of product:

The adjacent symbol indicates that electrical and electronic equipment may not be disposed of in domestic waste in the EU. Please use the returns and collection points of your local council or contact your dealer you purchased the product from.

This prevents potentially harmful effects on the environment and health as a result of incorrect disposal. For further information contact the respective department of your local council.



WARRANTY AND SERVICE

Our service outlets will be happy to assist you in case of problems with the operation of the device or with any queries and problems. The device comes with a 2-year manufacturer's warranty. Please see the enclosed Warranty Card for details.

Please contact our hotline prior to returning a defective device.

Manufacturer: Rollei GmbH & Co. KG

Tarpen 40/Gebäude 7b, D-22419 Hamburg

Service Hotline +49 40 270750270

Return Service: Rollei Service Germany

Denisstraße 28a, D-67663 Kaiserslautern

Rollei



www.rollei.de/social

www.rollei.com/social

Distribution:

Rollei GmbH & Co. KG
Tarpn 40/Gebäude 7b
D-22419 Hamburg

Service Hotline:

+49 40 270750270

Return Service:

Rollei Service Deutschland
Denisstraße 28a
D-67663 Kaiserslautern

www.rollei.com